


# QA Wizard Pro

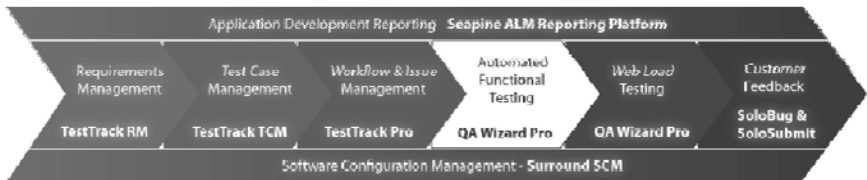
*Automated Functional and Regression Testing*

Peter Varhol  
Seapine Software



## About Seapine Software

- Process-centric product development solutions
- In business since 1995
- 8,500+ customers



## Powerful and Easy to Use



- Multiple web, Windows, Java UIs
- Deploy a scalable solution for testers of all skill levels
- Coordinate testing in a team environment
- Maximize your automated testing investment
- Integrated automated testing, load testing, and stress testing

## Supported Technologies



### Windows

- Microsoft Windows 2000, XP, Server 2003, Vista, Server 2008, 7

### Web

- Internet Explorer (6.0, 7.0, 8.0, 9.0) and Firefox (2.x, 3.0, 3.5) browsers.

### Seapine Integrations

- TestTrack Pro, TestTrack TCM and Surround SCM

### Technologies

- .NET (C# & VB.NET)
- C++
- Qt
- AJAX
- ActiveX
- JavaScript (Incl. TinyMCE)
- HTML and HTML5
- Delphi
- Java
- Infragistics
- DevExpress
- ComponentOne
- Janus Systems

## The Problem



- Web app under development
  - Agile project process
  - Rapid turnaround required on functional tests
  - Regression tests required throughout multiple iterations
- Regulated process
  - Audit trail of test creation, modification
- Stress testing required



## Four Scenarios



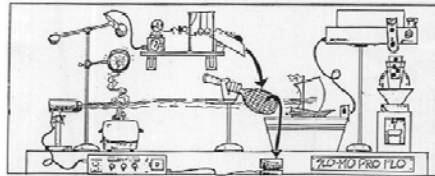
- Recording and playing back tests
- Transitioning manual tests to automated
- Managing existing automated tests
- Stress testing in the infrastructure



# QA Wizard Pro



- Full-featured test automation and playback
- Integration with TestTrack, including test management and issue tracking
  - Tracking when test runs are executed, the results
  - Submit a defect/issue if appropriate
  - Signoff on workflow events



# QA Wizard Pro

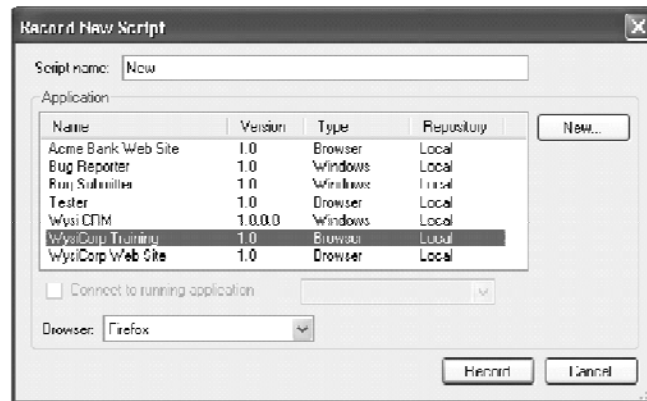


The screenshot displays the QA Wizard Pro software interface. The main window shows a test script editor with a table of test steps. The left pane shows a tree view of test cases and scripts. The right pane shows a preview of the test results.

Action	Control	Information	Comment
1	Run Application		Comment: Wjpr CRM1000
2	Set Context		
3	Set Text	testControl	testIndex
4	Set Text	testControl	testIndex
5	Click	testControl	testIndex

## Recording and Playing Back Tests

- Select application (Windows or Web)



## Recording and Playing Back Tests

- Select recording options
  - Insert checkpoints
  - Include stress tests
  - Track mouse movements
  - Insert comments in script



# Recording and Playing Back Tests



- Record as high-level actions

Action	Control	Information	Comment
<b>Login</b>			
1		Created: 2/25/2011 2:31 PM	
2	Set Context	Context: Wysi_CRM1.0.0.0	
3	Run Application		
<b>WysiCorp CRMLogin</b>			
4	Set Text	textBoxUser	Test: sales
5	Set Text	textBoxPassword	Test: @*08QWJUM0xSD/ hdMtyZaw==
6	Click	buttonConnect	
7	Select Item	projectNameComboBox Item("Seaspine Software")	
8	Click	buttonConnect	
<b>WysiCorp CRM</b>			
9	Select Item	tabControl Tab("Contacts")	
10	Select Item	listViewContacts Item("Andrew")	

# Recording and Playing Back Tests



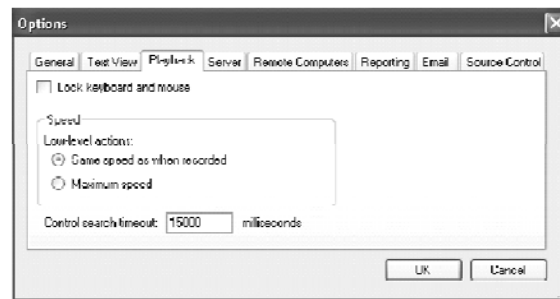
- Or as scripting language

```
1 1. This script demonstrates playback for a web site. It logs in to a sample site, fills in a form, and then verifies it.
2
3 *The Set Context statement links this script with the application, found in the Application Repository.
4 Script: SetContext("WysiCorp Web Site/1.0")
5 SCRIPT: (MSG)
6
7 *The Call Script statement runs another script before continuing to run this script.
8 *The Dialogs Dialogs script in a testing script that returns an error if any Firefox dialogs have appeared in from.
9 SCRIPT: CallScript("Dialogs Dialogs")
10
11 *This section fills in the username and password fields, when click the login button.
12 Window ("WysiCorp Report a Bug").EditBox("textBoxUsername").SetText("Tester")
13 Window ("WysiCorp Report a Bug").EditBox("textBoxPassword").SetText("hdMtyZaw==")
14 Window ("WysiCorp Report a Bug").Button("buttonLogin").Click()
15
16 SCRIPT: CallScript("Dialogs Dialogs")
17
18 *This section fills out a web form and submits it.
19 Window ("WysiCorp Feedback Acknowledgements").EditBox("editboxName").SetText("Joe")
20 Window ("WysiCorp Feedback Acknowledgements").EditBox("editboxLast").SetText("Doe")
21 Window ("WysiCorp Feedback Acknowledgements").EditBox("editboxCompany").SetText("WysiCorp")
22 Window ("WysiCorp Feedback Acknowledgements").EditBox("editboxPhone").SetText("555-555-1234")
23 Window ("WysiCorp Feedback Acknowledgements").ComboBox("comboBoxCountry").Select("USA")
24 Window ("WysiCorp Feedback Acknowledgements").EditBox("editboxVersion").SetText("1")
25 Window ("WysiCorp Feedback Acknowledgements").ComboBox("comboBoxType").Select("CRASH")
26 Window ("WysiCorp Feedback Acknowledgements").ComboBox("comboBoxPriority").Select("Can reproduce")
27 Window ("WysiCorp Feedback Acknowledgements").Button("buttonSubmit").Click()
28 Window ("WysiCorp Feedback Acknowledgements").Button("buttonCancel").Click()
29 Window ("WysiCorp Feedback Acknowledgements").Button("buttonOK").Click()
30 Window ("WysiCorp Feedback Acknowledgements").Button("buttonCancel").Click()
31
32 SCRIPT: CallScript("Dialogs Dialogs")
33
34 *This section uses the CheckPage statement to verify that the user entered names on the web page.
35 Window ("WysiCorp Thank You").HTMLElement("htmlCallFirstForm").CheckPage("Enter Test", "Joe")
36 Window ("WysiCorp Thank You").HTMLElement("htmlCallLastForm").CheckPage("Enter Test", "Doe")
37 Window ("WysiCorp Thank You").HTMLElement("htmlCallForm1").CheckPage("Enter Test", "WysiCorp.com")
```

## Recording and Playing Back Tests



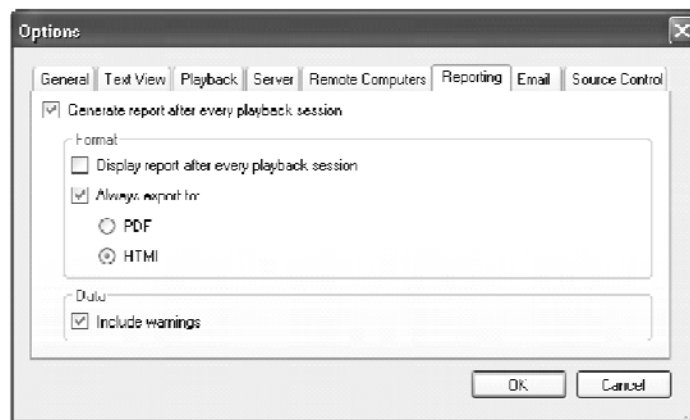
- Script -> Run
- Set options



## Recording and Playing Back Tests



- Report on automated test run



## Transitioning Manual Tests to Automated



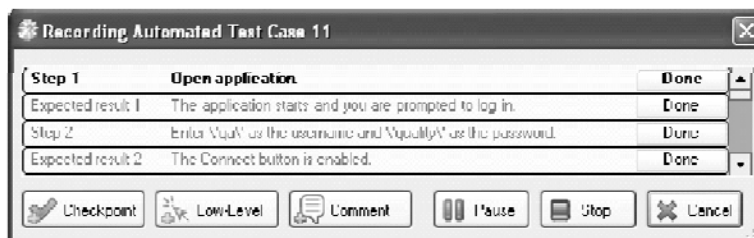
- You have tests in TestTrack TCM
- Your manual testing efforts aren't keeping up with development and release
- Those manual tests have to be automated
  - And they still must be managed



## Transitioning Manual Tests to Automated



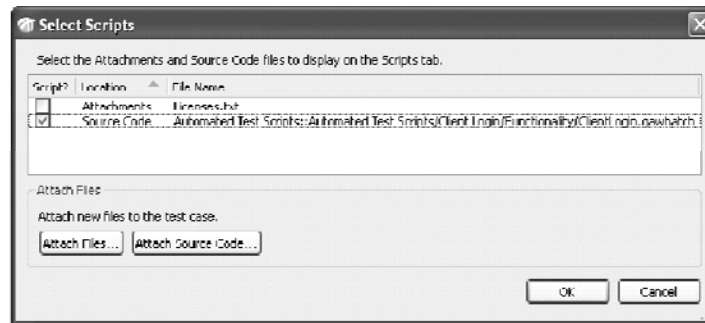
- Create Script
  - This starts QA Wizard Pro
  - Record script





## Transitioning Manual Tests to Automated

- You can attach QA Wizard Pro batch files or scripts to test cases



## Managing Existing Automated Tests

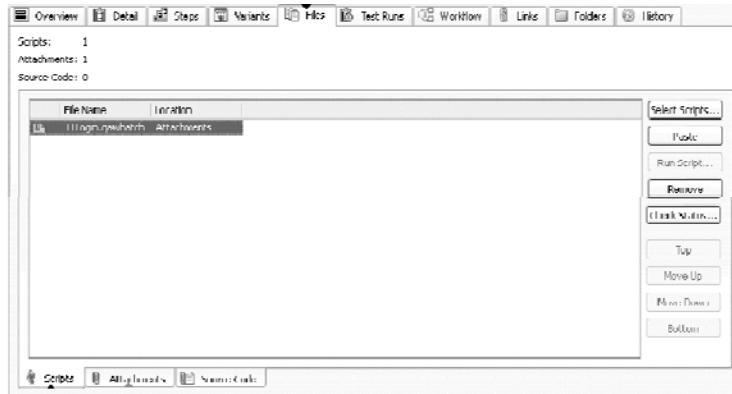
- You have a set of automated tests in QA Wizard Pro
- You want to manage automated test cases and test runs more comprehensively
  - Integrate with TestTrack TCM
  - Launch automated tests, report on results



## Managing Existing Automated Tests



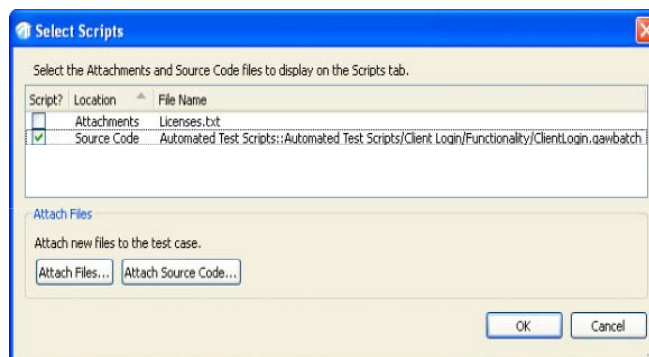
- Select the QA Wizard Pro scripts to manage from within TestTrack



## Managing Existing Automated Tests

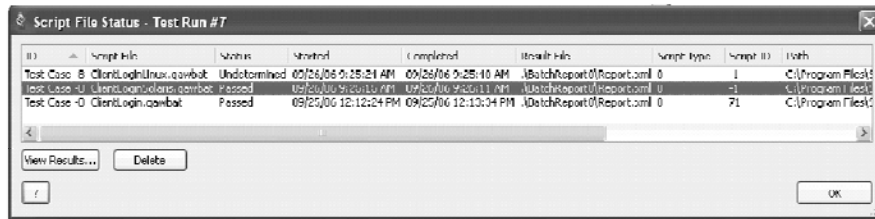


- Select the test script to run



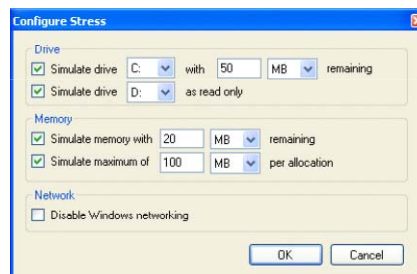
## Running an Automated Test

- Open and view the results



## Stress Testing

- Stuff breaks
  - Low memory and storage conditions
  - An incorrectly-configured drive
  - Failed networking



## Stress Testing




- Set stress parameters
  - Can also be added manually in script
- Run QA Wizard Pro script
- Report on results



## Summary



- Seapine QA Wizard Pro provides easy to use automated testing features
- QA Wizard Pro lets testers easily automate existing manual tests
- QA Wizard Pro with TestTrack helps manage automated tests



## Contact Us



### Sales

- Email: [sales@seapine.com](mailto:sales@seapine.com)
- Phone: (888) 683-6456 or (513) 754-1655
- Web: [www.seapine.com/contactus.htm](http://www.seapine.com/contactus.htm)

### Support

- Email: [support@seapine.com](mailto:support@seapine.com)
- Phone: (888) 683-6456 or (513) 754-1655
- Web: [www.seapine.com/supportrequest.php](http://www.seapine.com/supportrequest.php)

### Download Evaluation Software

- Download from [www.seapine.com/qaweval.php](http://www.seapine.com/qaweval.php)
- Includes a fully functional version of the software and access to customer support

### Are You Quality-Ready?

- Find out at [www.seapine.com/qualityready](http://www.seapine.com/qualityready)

## Questions?



Thank you

Peter Varhol, Seapine Software  
varholp@seapine.com  
<http://www.seapine.com>

Seapine Software is the leading provider of  
process-centric product development solutions



© 2011 Seapine Software, Inc. All rights reserved.